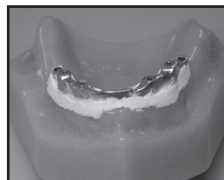




Perma Block **PROCEDURE**

1. Remove lock cap from syringe and twist disposable tip securely onto syringe. Hold plunger in palm of hand for optimum control instead of conventional manner with thumb on plunger.
2. Express product directly from syringe to area of use. Can also be pre-shaped and placed.
3. Mold, shape, and contour with wet instrument, cotton swab, or a wet finger in a rubber glove.
4. Ensure excess product is cleaned prior to impression.
5. Simply remove large sections with a dental instrument such as an explorer. Water and brush will readily clean the remaining material.
6. Clean and disinfect syringes between patients.
7. Once the syringe has been used close the device with Syringe covers to prevent cross-contamination.
8. Perma Block should not be used in critical dimensional areas.



REF

Catalogue number

LOT

Batch number

Rx ONLY

Federal (USA) law restricts this device to sale by or on the order of a dentist



Caution, consult accompanying documents



Use by date: one-year shelf life



Consult instructions for use



Temperature limitation:
18°C (65°F) to 29°C (85°F)

EC

REP

Authorized Representative in the European Community



Manufacture information



Date of manufacture

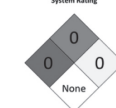


Do not reuse avoid cross contamination



Health Hazard: Irritant (Eye)

Hazardous Materials Identification System Rating




Hazard Rating: 4= Severe, 3= Serious, 2= Moderate, 1= Slight, 0= Minimal





Perma Block IFU

Contents of the kit include the following:



1.2mL syringes filled with Perma Block material (x4)



Application tip (x20)



Perma Block

For more information, please review our website:

preat.com

Or contact us at **info@preat.com** or **1-800-232-7732; 805-202-3070**

Perma Block is a special designed, cellulose-based block out material that is delivered in an easy to use syringe. Perma block will adhere to a wet rubber dam, gingival and mucosal tissues and teeth. It will adhere under water and saliva!

**Convenient.
Saves Chairside Time.
No mixing, no curing, no setting,
no working times required.**

**Material is immediately placed,
used and is easy to remove.**

Indications for use: Perma Block is used to block out undercuts associated with large gingival embrasures, implant bars, precision attachments, or fixed partial denture pontics during impression making procedures. Its heavy body prevents displacement during intraoral pick-up of attachments with auto polymerizing resins.

May be used for Laboratory duplication, but not indicated for Laboratory / Indirect Processing of Acrylic.

General Precautions:

1. For Professional use only.
2. Review instructions, precautions, and SDS before beginning treatment. Use only as directed.
3. Keep product out of heat/sunlight.
4. Confirm that patient has not known allergies to treatment materials
5. Test flow of material from syringe and tip before using intraorally.
6. Never force syringe plungers

PROCEDURE INSTRUCTIONS ON REVERSE

